


# Hamilton City Schools

## Quarterly Writing Quarter One Grade 5



## Personal Narrative & Response to Literature

Revised 2005–2006

Directions for the Personal Narrative:

All of us have had a special time or adventure in our lives. It could be anything such as a visit to a friend or relative, a party you went to, a game you played or watched for the first time or a first experience such as riding a bike. Think of a real life experience that you have had. Write a personal narrative that tells about your experience. Add sensory details that develop your characters and setting. Use the graphic organizer to help you as you write your personal narrative. Dialogue can add excitement and more realism to your narrative.

# Personal Narrative

**Title** \_\_\_\_\_


<p><b>Who was there?</b></p> <p><b>Describe them:</b></p> <p><b>Where did it happen?</b></p> <p><b>When did it happen?</b></p>
--

<b>What took place?</b>	<b>First</b>
-------------------------	--------------

<b>What took place?</b>	<b>Then</b>
-------------------------	-------------

<b>What took place?</b>	<b>Then</b>
-------------------------	-------------

## Sensory Details



### Revising Checklist

My personal narrative:

- has a beginning middle and end.
- tells about a special time or adventure that has happened to me.
- uses descriptive details and vivid language to describe the characters, setting and event.
- sequences the events in order.
- makes sense.

### Editing Checklist

- I double-checked my spelling.
- I double-checked my punctuation.
- I double-checked my capitalization.
- I double-checked to make sure all of my sentences are complete.

## Response to Literature

You are going to write a book review of a book or story that you have read recently. Be prepared to share your understanding and opinion about this book. Use the information from the book and your prior knowledge to support your opinions and answer the basic questions for a book review. This Response to Literature is not a book report. It should focus on your reactions to the book based on the questions below:

(Was it a good book? What is the book's theme or message? What did I like or dislike about the book?) A sheet is provided to help you organize your thoughts.


Name of book or story \_\_\_\_\_

Message or theme of the book \_\_\_\_\_

---

---

My review of the book or story



Reasons why you liked or didn't like the book


1

2.

3.

# Hamilton City Schools

## Quarterly Writing Quarter Two Grade 5



## Informational Report & Letter of Request

Revised 2005– 2006

## Informational Report

There are many living things around us. Animals are one member of the living organism category. Use the graphic organizer provided to write an informational report about one of the animals on the page. In your report talk about the life processes of the animal you have chosen from the list. Talk about its unique characteristics and how it adapts to environment. Use the pictures to describe how the animal you have chosen has adapted to its environment. Make sure that you include an introduction, body and conclusion in your report. The eagle is given as an example. Choose an animal from the graphic organizer page to create your own.

Example



Example

Living Thing

Example

Characteristics of this Living Organism

- \*\* eats berries, nuts, rodents, fish
- \*\* Needs water and drinks from streams, rivers, lakes and other bodies of water
- \*\* Needs energy to fly, navigate and live
- \*\* Grows and develops from egg

Example

Organism

Example

Example

Descriptions

Large bird with light brown feathers  
And white crest under the neck

Long wing span

Large eyes

Adaptations-

\*\* sharp talons to hunt

\*\*long beak to break nuts  
and berries

\*\*long wings to take  
flight

\*\*feathers to keep warm

Use the graphic organizer on the next page to create your own.

### Revising Checklist

#### My Report:

- has facts, details and examples from the graphic organizer.
- describes the process of plants.
- has an introduction, a body and a conclusion.
- makes sense.

### Editing Checklist

- I double-checked my spelling.
- I double-checked my punctuation.
- I double-checked my capitalization.
- I double-checked to make sure all of my sentences are complete.

## Letter of Request

After completing a class project on the Animal Kingdom, your teacher has asked you to invite a guest speaker to the classroom. The Animal Kingdom is a unit that includes information about different types of animals, the behaviors of animals, and the habitats of animals. Write a letter of request for him or her to visit and teach your class about his/ her career. This person should give your class more information about the Animal Kingdom. Use the checklist to help you write a letter of request to this person.

You can choose a person from the list below or one of your own.

Veterinarian    Park Ranger    Scientist    Professor  
Zoo Keeper        Pet Store Owner    Dog Trainer  
Explorer    Rodent Trapper

To whom will you write?

Why have you chosen this person?

---

---

Describe your class—

What have you studied to get you ready for this topic?

How many people will be in the classroom when he/ she comes?

What things would you like this person to talk about?

1. \_\_\_\_\_

2. \_\_\_\_\_

## Revising Checklist

My letter:


- is written in business letter format.
- includes who I am writing in the greeting.
- gives details and is specific about my request.
- has a purpose and is easy to understand.
- makes sense.
- stays on topic.

## Editing Checklist

- I double-checked my spelling.
- I double-checked my punctuation.
- I double-checked my capitalization.
- I double-checked to make sure all of my sentences are complete

# Hamilton City Schools

## Quarterly Writing Quarter Three Grade 5

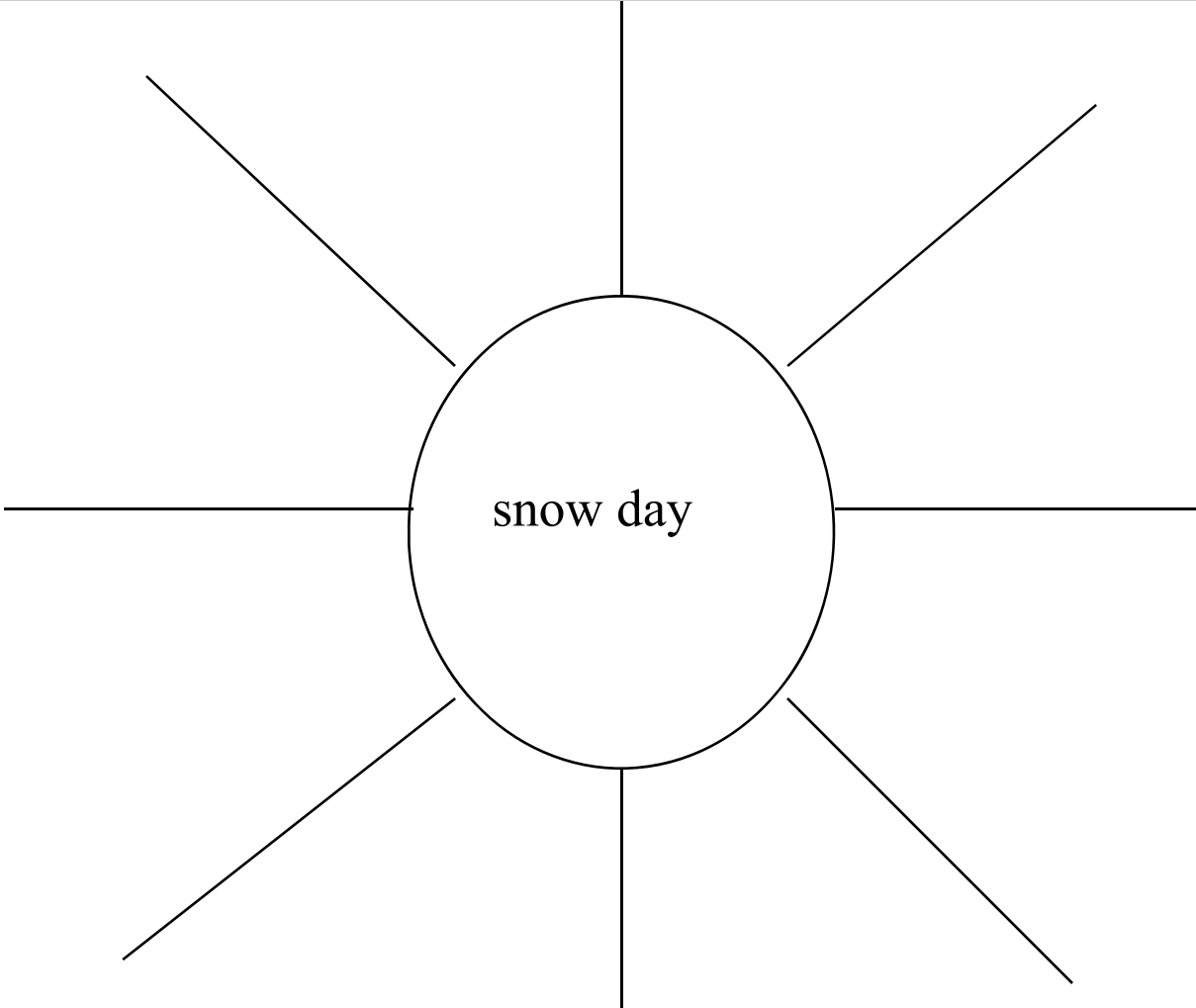


Descriptive

Revised 2005– 2006

## Writing a descriptive essay

Snow days are a treat for many kids. The chance to stay home for a day and forget about school can be a wonderful time. It allows you to take a break from the routine and do what you want to do. Write a descriptive essay that describes the perfect snow day for you when school has been called off. Describe the day and the activities that you would be involved in. Use the graphic organizer to help you.



A snow day is like \_\_\_\_\_

Activities



Details 1.

2.



1.

2.

## Revising Checklist

My descriptive essay:


- uses details from the graphic organizers to complete the essay.
- describes the day and the activities.
- uses comparisons and descriptive details to describe my day.
- makes sense.

## Editing Checklist

- I double-checked my spelling.
- I double-checked my punctuation.
- I double-checked my capitalization.
- I double-checked to make sure all of my sentences are complete.

# Hamilton City Schools

## Quarterly Writing Quarter Four Grade 5



## Persuasive

Revised 2005– 2006

Directions:

Year round schooling has been discussed for several years. Many people believe that it will be a great thing for the students and teachers.

Assume that the school board in your school district has proposed that the entire school district begin year round school. It has been tried in other cities and the school board has asked that year round schooling be implemented in your district.

Please write a persuasive paper that expresses your opinion on the issue of year round schooling.

In order to persuade others to agree with your opinion, you will need strong arguments that many people will accept. These arguments must be clearly stated and given in a logical order.

Now, you will write a persuasive paper to give your opinion about the background information that was just read. In your paper, state your opinion and give three reasons why you believe there **should or should not** be year round schooling. Be sure that you give examples with each reason.

The graphic organizer that follows will help you get ideas for writing your persuasive paper. You should only spend 10– 15 minutes on your pre-writing.

Opinion Statement

First Reason

Examples

Second Reason

Examples

Third Reason

Examples

Conclusion (include a re-statement of your opinion).

### Revising Checklist

#### My Persuasive Essay:

- uses details from the graphic organizers to complete the essay.
- states my opinion regarding year round schooling.
- gives several reasons with examples.
- makes sense.

### Editing Checklist

- I double-checked my spelling.
- I double-checked my punctuation.
- I double-checked my capitalization.
- I double-checked to make sure all of my sentences are complete.